

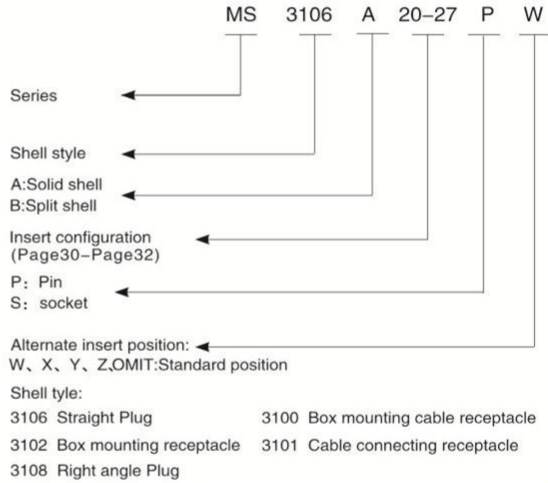
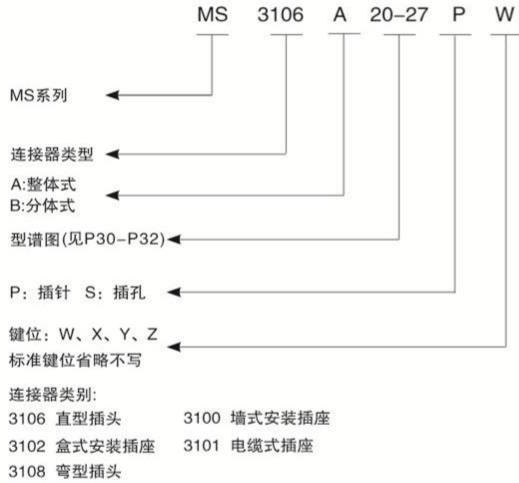
MS 系列连接器 | MS series connector



MS系列连接器是参照美国MIL-C-5015G标准研制生产，可靠性好，互换性强，通用国外同类产品。该系列圆形连接器特别设计用于军事用途，广泛应用于工业行业，大量的规格使产品满足不同客户的需求。MS系列连接器是各种不同应用领域的最好的解决方案。

MS series connectors are designed according to MIL-C-5015G specification and comply with all its requirements of performance, reliability and interchangeability with products of other manufacturers. These circular connectors, specially designed for military applications, nowadays are widely used also in the industry. A wide range of accessories allows to use these connectors in any environment, while a high number of contact arrangements covers every need of the customer. MS series connectors is the best solution for a high number of applications in various areas.

命名 How to order



插头 Cable Plug



插座 Receptacle



MS 系列连接器

MS series connector

材料及表面处理 Material and surface treatment

外壳: 压铸铝
 表面处理: 军绿色电泳
 绝缘体: PPS塑料/胶木/橡胶
 材料: 针孔黄铜表面镀银
 插拔次数: 500
 工作温度: -55℃/+125℃
 绝缘电阻: 5000MΩ/5000DC
 工作电压: 取决于孔组排列
 接线方式: 焊接式

Housing:Aluminium Alloy
 Plating:Olive drab electroplating
 Insulator:PPS plastic/bakelate/rubber
 Contacts material:Silver plated over brass
 Mating cycle:500
 Operating temperature:-55℃/+125℃
 Insulation Resistance:5000MΩ at5000DC
 Working Voltage:Depends on Insert Configuration
 Wire Termination:Solder type



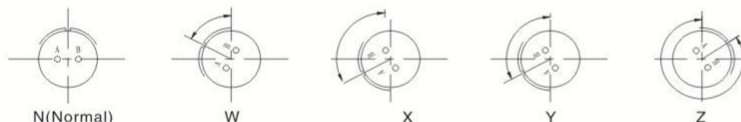
使用条件 Service environmental condition

绝缘电阻 Insulation	环境温度 Ambient temperature	寿命 Life	介质耐压 Withstanding voltage	工作电压 Operating voltage
≥5000MΩ	55℃-125℃	≥500次 ≥500 times	2KV	交流 500V 直流 700V AC 500V DC 700V

额定电流及插拔力 Working current and contact force

接触体代号 Contact size	焊线直径 Joining of diameter(mm)	额定电流 Rated current(A)	工作导线规格 Wire size A.W.G	接触体插拔力 Contact size and insertion and withdraw force		
				最大 Maximun	平均 Average	最小 Minimum
16#	φ 1.6	13	22#-16#	1.36	0.95	0.11
12#	φ 2.4	23	14#-12#	2.26	1.58	0.22
8#	φ 3.6	46	10#-8#	4.53	3.17	0.34
4#	φ 5.7	80	6#-4#	6.80	4.76	0.45
0#	φ 9.1	150	2#-0#	9.97	6.35	0.90

变换键位: Alternate insert Position



型普图: 从插针方向看 Insert cofiguration:View From pin mating side

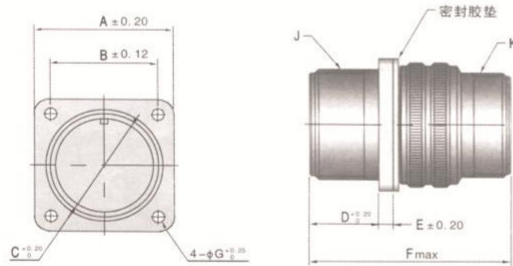
	16#	12#	8#	8#	4#	0#
10SL	10L-3 A 3-16#	10S-2 A 1-16# (1-16S)	10SL-4 A 2-16#			
12	12-5 A 1-12#	12S-3 A 2-16#	12S-4 A 1-16#			
14S	14S-2 仪器 4-16#	14S-5 仪器 5-16#	14S-6 仪 6-16#	14S-7 器 A 3-16#	14S-9 A 2-16#	14-3 A 1-8#
16S	16S-1 A 7-16#	16S-3 A 1-16#	16S-4 A 2-16#	16S-5 A 3-16#	16S-6 A 3-16#	16S-8 A 5-16#

MS 型谱图 | Insert Configuration

型谱图：从插针方向看 Insert configuration: View From pin mating side

28	28-1 D(A,B,F,G) A(其余全部) 6-12' 3-8'	28-2 D 12-16', 2-12'	28-3 E 3-8'	28-4 D(G,P,S) D(其余全部) 7-16' 2-12'	28-5 A(其余全部) 2-16' 1-12', 2-4'	28-7 A 2-4'	28-8 E(L,M) D(B) A(其余全部) 10-16' 2-12'	28-9 D 6-16', 6-12'
	28-10 D(G,S) D(其余全部) 3-12' 2-8', 2-4'	28-11 A 18-16' 4-12'	28-12 A 26-16'	28-15 A 35-16'	28-16 A 20-16'	28-17 B(R) D(M,N,P) A(其余全部) 15-16'	28-18 C(M) A(B) 仪器(C,D,E,F) D(其余全部) 12-16'	28-19 B(H,M) D(A,B) A(其余全部) 6-16' 4-12'
	28-20 A 4-16', 10-12'	28-21 A 37-16'	28-22 D 3-16', 3-4'	28-23 仪器 3-8'(屏蔽) 21-16'				
	32	32-1 3-12', 2-0#	32-6 16-16', 3-8' 2-12', 2-4'	32-7 28-16', 7-12'	32-8 24-16', 6-12'	32-9 12-16', 2-4'	32-15 6-12', 2-0#	32-17 4-4'

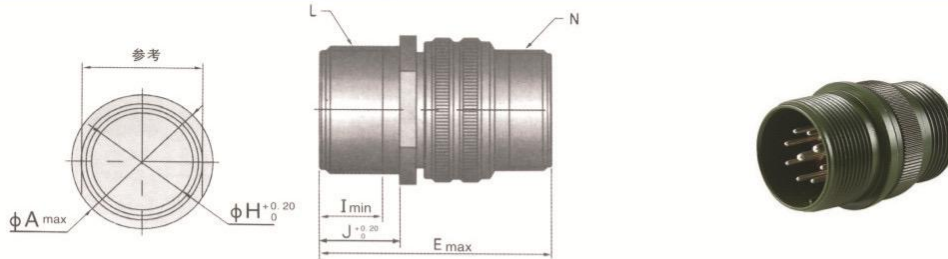
墙式安装插座 Box mounting cable receptacle



壳体号 Shell size	A	B	φC	D	E	F	φG	J	K
10S	25.40	18.26	11.6	14.3	3.00	38.88	3.05	$\frac{5}{8}$ -24 UNEF-2A	$\frac{1}{8}$ -28UNEF-2A
10SL	25.40	18.26	11.6	14.3	3.00	38.88	3.05	$\frac{5}{8}$ -24 UNEF-2A	$\frac{5}{8}$ -24UNEF-2A
12S	27.79	20.62	14.4	14.3	3.00	42.87	3.05	$\frac{3}{4}$ -20 UNEF-2A	$\frac{5}{8}$ -24UNEF-2A
12	27.79	20.62	14.4	19.05	3.00	52.37	3.05	$\frac{3}{4}$ -20 UNEF-2A	$\frac{5}{8}$ -24UNEF-2A
14S	30.18	23.01	17.45	14.3	3.00	42.87	3.05	$\frac{7}{8}$ -20 UNEF-2A	$\frac{3}{4}$ -20UNEF-2A
14	30.18	23.01	17.45	19.05	3.00	52.37	3.05	$\frac{7}{8}$ -20 UNEF-2A	$\frac{3}{4}$ -20UNEF-2A
16S	32.54	24.61	20.75	14.3	3.00	42.87	3.05	1-20 UNEF-2A	$\frac{7}{8}$ -20UNEF-2A
16	32.54	24.61	20.75	19.05	3.00	52.37	3.05	1-20 UNEF-2A	$\frac{7}{8}$ -20UNEF-2A
18	34.93	26.97	23.9	19.05	4.00	52.37	3.05	1 $\frac{1}{8}$ -18 UNEF-2A	1-20 UNEF-2A
20	38.10	29.36	26.95	19.05	4.00	55.57	3.05	1 $\frac{1}{4}$ -18 UNEF-2A	1 $\frac{3}{16}$ -18 UNEF-2A
22	41.28	31.75	30.15	19.05	4.00	55.57	3.05	1 $\frac{3}{8}$ -18 UNEF-2A	1 $\frac{3}{16}$ -18 UNEF-2A
24	44.45	34.93	33.3	20.63	4.00	58.72	3.73	1 $\frac{1}{2}$ -18 UNEF-2A	1 $\frac{7}{16}$ -18 UNEF-2A
28	50.80	39.67	38.9	20.63	4.00	58.72	3.73	1 $\frac{3}{4}$ -18 UNEF-2A	1 $\frac{7}{16}$ -18 UNEF-2A
32	57.15	44.45	45.12	22.23	4.00	61.92	4.39	2-18UNS	1 $\frac{3}{4}$ -18UNS

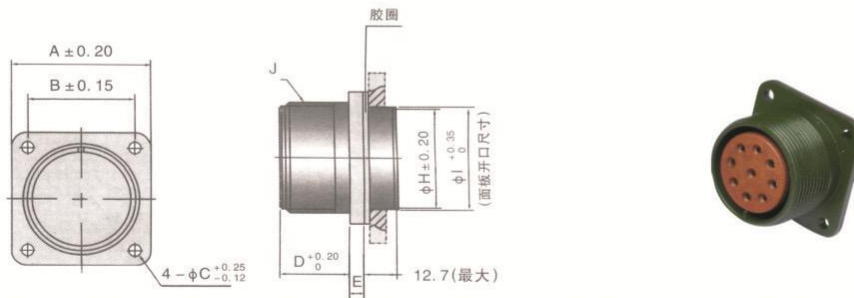
MS 系列连接器 | MS series connector

电缆式插座 | cable connecting receptacle



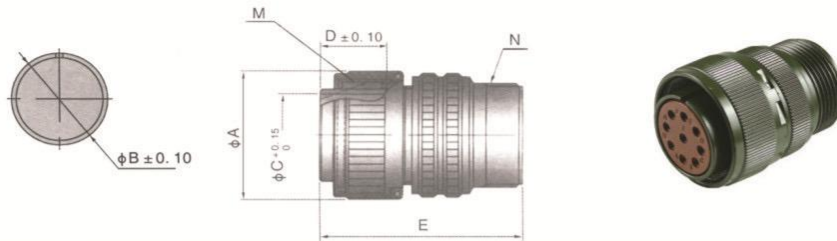
壳体号 Shell size	A	E	ϕH	I	J	L 螺纹 Scerwthread	N 螺纹 Scerwthread
10S	24.61	38.88	11.6	9.53	14.3	$\frac{3}{8}$ -24 UNEF-2A	$\frac{1}{2}$ -28UNEF-2A
10SL	24.61	38.88	11.6	9.53	14.3	$\frac{5}{8}$ -24 UNEF-2A	$\frac{5}{8}$ -24UNEF-2A
12S	26.97	42.87	14.4	9.53	14.3	$\frac{3}{4}$ -20 UNEF-2A	$\frac{5}{8}$ -24UNEF-2A
12	26.97	52.37	14.4	15.88	19.05	$\frac{3}{4}$ -20 UNEF-2A	$\frac{3}{4}$ -20UNEF-2A
14S	29.36	42.87	17.45	9.53	14.3	$\frac{7}{8}$ -20 UNEF-2A	$\frac{3}{4}$ -20UNEF-2A
14	29.36	52.37	17.45	15.88	19.05	$\frac{7}{8}$ -20 UNEF-2A	$\frac{3}{4}$ -20UNEF-2A
16S	31.75	42.87	20.75	9.53	14.3	1-20 UNEF-2A	$\frac{7}{8}$ -20UNEF-2A
16	31.75	52.37	20.75	15.88	19.05	1-20 UNEF-2A	$\frac{7}{8}$ -20UNEF-2A
18	34.13	52.37	23.9	15.88	19.05	1 $\frac{1}{8}$ -18 UNEF-2A	1-20 UNEF-2A
20	37.31	55.57	26.95	15.88	19.05	1 $\frac{1}{4}$ -18 UNEF-2A	1 $\frac{3}{16}$ -18 UNEF-2A
22	40.48	55.57	30.15	15.88	19.05	1 $\frac{3}{8}$ -18 UNEF-2A	1 $\frac{3}{16}$ -18 UNEF-2A
24	43.66	58.72	33.3	15.88	20.63	1 $\frac{1}{2}$ -18 UNEF-2A	1 $\frac{7}{16}$ -18 UNEF-2A
28	50.01	58.72	38.9	15.88	20.63	1 $\frac{3}{4}$ -18 UNEF-2A	1 $\frac{7}{16}$ -18 UNEF-2A
32	56.36	61.92	45.12	15.88	20.63	2-18UNS	1 $\frac{3}{4}$ -18UNS

盒式安装插座 | Box mounting receptacle



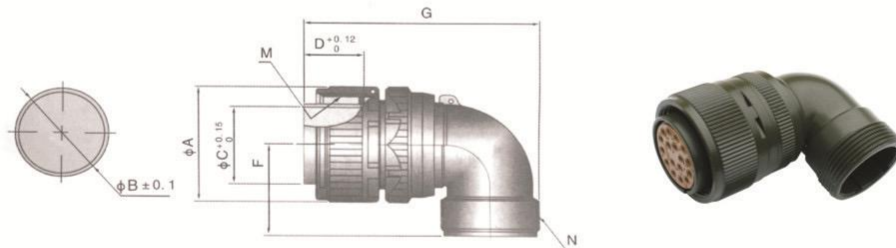
壳体号 Shell size	A	B	ϕC	D	E	ϕH (HMS3102)	ϕI (HMS3102)	J 螺纹 Scerwthread
10	25.40	18.3	3.5	14.3	3.00	15.6	16	$\frac{3}{8}$ -24 UNEF-2A
14	30.20	23	3.5	14.3	3.00	19.5	20	$\frac{7}{8}$ -20 UNEF-2A
16	32.50	24.6	3.5	14.3	3.00	23.6	24	1-20 UNEF-2A
18	35	27	3.5	19	4.00	25.1	25.5	1 $\frac{1}{8}$ -18 UNEF-2A
20	38	29.4	3.5	19	4.00	28.8	29.2	1 $\frac{1}{4}$ -18 UNEF-2A
22	41	31.8	3.5	19	4.00	32.7	33.2	1 $\frac{3}{8}$ -18 UNEF-2A
24	44	35	4	21	4.00	35	35.5	1 $\frac{1}{2}$ -18 UNEF-2A
28	50.80	39.7	4	21	4.00	41	41.5	1 $\frac{3}{4}$ -18 UNS-2A
32	57	44.5	4.5	24	4.00	51.3	51.8	2-18UNS

直型插头 Straight plug



壳体号 Shell size	φ A	φ B	φ C	D	E	M 螺纹 Screwthread	N 螺纹 Screwthread
10	24	11.2	8.2	13.5	39	5/8-24 UNEF-2B	1/2-28UNEF-2A
14	28	17	13.4	13.5	43	7/8-20 UNEF-2B	3/4-20UNEF-2A
16	31	20.5	16.6	13.5	43	1-20 UNEF-2B	7/8-20UNEF-2A
18	33.2	23.5	19.7	18.2	52.5	1 1/8-18 UNEF-2B	1-20 UNEF-2A
20	35.6	26.5	23.5	18.2	55.5	1 1/4-18 UNEF-2B	1 3/16-18 UNEF-2A
22	39	29.6	26	18.2	55.5	1 3/8-18 UNEF-2B	1 3/16-18 UNEF-2A
24	43.5	33	29.2	18.2	58.7	1 1/2-18 UNEF-2B	1 7/16-18 UNEF-2A
28	48	38	34.8	18.2	58.7	1 3/4-18 UNEF-2B	1 7/16-18 UNEF-2A
32	55.5	45	41.2	18.2	61.9	2-18UNS	1 3/4-18UNS

弯型插头 (整体式) Angle plug (solid type)



壳体号 Shell size	A	B	φ C	D	F	φ G	J	K
10S	24.61	11.17	8.21	13.49	25.40	44.45	5/8-24 UNEF-2B	1/2-28UNEF-2A
10SL	24.61	11.33	9.6	13.49	25.40	46.02	5/8-24 UNEF-2B	5/8-24UNEF-2A
12S	26.97	14.10	11.43	13.49	26.97	50.80	3/4-20 UNEF-2B	5/8-24UNEF-2A
12	26.97	14.10	11.43	18.26	26.97	57.15	3/4-20 UNEF-2B	5/8-24UNEF-2A
14S	29.36	17.15	13.37	13.49	28.57	53.97	7/8-20 UNEF-2B	3/4-20UNEF-2A
14	29.36	17.15	13.37	18.26	28.57	58.72	7/8-20 UNEF-2B	3/4-20UNEF-2A
16S	31.75	20.45	16.54	13.49	30.17	60.32	1-20 UNEF-2B	7/8-20UNEF-2A
16	31.75	20.45	16.54	18.26	30.17	65.07	1-20 UNEF-2B	7/8-20UNEF-2A
18	34.13	23.62	19.72	18.26	33.32	68.27	1 1/8-18 UNEF-2B	1-20 UNEF-2A
20	37.31	26.67	23.68	18.26	34.92	76.98	1 1/4-18 UNEF-2B	1 3/16-18 UNEF-2A
22	40.48	29.85	26.07	18.26	34.92	86.51	1 3/8-18 UNEF-2B	1 3/16-18 UNEF-2A
24	43.66	33.02	29.24	18.26	39.67	86.51	1 1/2-18 UNEF-2B	1 7/16-18 UNEF-2A
28	50.01	38.61	34.80	18.26	39.67	93.98	1 3/4-18 UNEF-2B	1 7/16-18 UNEF-2A
32	62.71	50.29	46.69	18.26	52.37	100.02	2 1/4-16UNS	1 3/4-18UNS

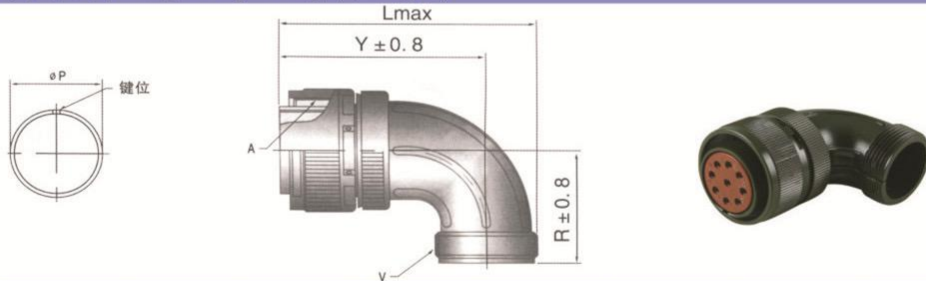
MS 系列连接器 | MS series connector

直式插头 (分体式) | Straight plug (split type)



壳体号 Shell size	G	L	A	V
10S	24.61	38.88	$\frac{5}{8}$ -24 UNEF-2B	$\frac{1}{2}$ -28 UNEF-2A
10L	24.61	38.88	$\frac{5}{8}$ -24 UNEF-2B	$\frac{5}{8}$ -24 UNEF-2A
12S	26.97	42.87	$\frac{3}{4}$ -20 UNEF-2B	$\frac{5}{8}$ -24 UNEF-2A
12	26.97	52.37	$\frac{3}{4}$ -20 UNEF-2B	$\frac{5}{8}$ -24 UNEF-2A
14S	29.36	42.87	$\frac{7}{8}$ -20 UNEF-2B	$\frac{3}{4}$ -20 UNEF-2A
14	29.36	52.37	$\frac{7}{8}$ -20 UNEF-2B	$\frac{3}{4}$ -20 UNEF-2A
16S	31.75	42.87	1-20 UNEF-2B	$\frac{7}{8}$ -20 UNEF-2A
16	31.75	52.37	1-20 UNEF-2B	$\frac{7}{8}$ -20 UNEF-2A
18	34.13	52.37	$1\frac{1}{8}$ -18 UNEF-2B	1-20 UNEF-2A
20	37.31	55.57	$1\frac{1}{4}$ -18 UNEF-2B	$1\frac{3}{16}$ -18 UNEF-2A
22	40.48	55.57	$1\frac{3}{8}$ -18 UNEF-2B	$1\frac{3}{16}$ -18 UNEF-2A
24	43.66	58.72	$1\frac{1}{2}$ -18 UNEF-2B	$1\frac{7}{16}$ -18 UNEF-2A
28	50.01	58.72	$1\frac{3}{4}$ -18 UNEF-2B	$1\frac{7}{16}$ -18 UNEF-2A
32			2-18UNS-2B	$1\frac{3}{4}$ -18UNS-2A

弯式插头 (分体式) | Right angle Plug (split type)



壳体号 Shell size	L	P	R	Y	A 螺纹 Scerwthread	V 螺纹 Scerwthread
10S	44.45	24.61	25.4	38.1	$\frac{3}{8}$ -24 UNEF-2B	$\frac{1}{2}$ -28 UNEF-2A
10SL	46.02	24.61	25.4	38.1	$\frac{5}{8}$ -24 UNEF-2B	$\frac{5}{8}$ -24 UNEF-2A
12S	50.08	26.97	26.97	42.87	$\frac{3}{4}$ -20 UNEF-2B	$\frac{5}{8}$ -24 UNEF-2A
12	57.15	26.97	26.97	49.22	$\frac{3}{4}$ -20 UNEF-2B	$\frac{5}{8}$ -24 UNEF-2A
14S	53.97	29.36	28.57	44.45	$\frac{7}{8}$ -20 UNEF-2B	$\frac{3}{4}$ -20 UNEF-2A
14	58.72	29.36	28.57	49.22	$\frac{7}{8}$ -20 UNEF-2B	$\frac{3}{4}$ -20 UNEF-2A
16S	60.32	31.75	30.17	49.22	1-20 UNEF-2B	$\frac{7}{8}$ -20 UNEF-2A
16	65.07	31.75	30.17	53.97	1-20 UNEF-2B	$\frac{7}{8}$ -20 UNEF-2A
18	68.3	33.2	33.3	52	$1\frac{1}{8}$ -18 UNEF-2B	1-20 UNEF-2A
20	77	36	35	57	$1\frac{1}{4}$ -18 UNEF-2B	$1\frac{3}{16}$ -18 UNEF-2A
22	86.5	39	35	62	$1\frac{3}{8}$ -18 UNEF-2B	$1\frac{3}{16}$ -18 UNEF-2A
24	86.5	43.5	40	69	$1\frac{1}{2}$ -18 UNEF-2B	$1\frac{7}{16}$ -18 UNEF-2A
28	93.98	50.01	39.67	68.27	$1\frac{3}{4}$ -18 UNEF-2B	$1\frac{7}{16}$ -18 UNEF-2A
32	100	55.5	47.6	73	2-18UNS	$1\frac{3}{4}$ -18UNS